

SNAP TEST 2019 - TEST DAY GUIDE

Overview

SNAP Test 2019 will be conducted in a CBT mode, simultaneously, across 90 cities in India. SNAP Test 2019 will be held between 1400 hours and 1600 hours on Sunday, December 15, 2019. The Test Day guide details all the information a SNAP Test 2019 paid candidate will require on the day of the test.


PLEASE READ THIS DOCUMENT CAREFULLY

Test Day details on Admit Card

Candidates who have paid their SNAP registration fee will be able to download their Admit Card from December 02, 2019 onwards till December 15, 2019. Your respective details will be available on the Admit Card.

Admit card is available to view, download and print for all paid candidates. Log in as *Existing User* on the SNAP Website <https://www.snaptest.org>. It is advised that you immediately view and verify the details on the Admit Card when published. Especially note the following:

- Name
- Admission Category
- SNAP ID
- Test date and session timing
- Test City and centre address
- Entrance Test Seat Number

	SYMBIOSIS INTERNATIONAL (DEEMED UNIVERSITY) <small>(Established under section 3 of the UGC Act, 1956 vide notification No. F.9-12/2001-U3 Govt. of India) Re-Accredited by NAAC with 'A' grade. (3.58/4). Awarded Category – I by UGC</small>		
SNAP Test 2019 Admit Card Day and Date: Sunday, December 15, 2019 Time: 14.00 hrs to 16.00 hrs			
Candidate Name			Paste your latest passport size colour photograph in this space. It will be stamped by the Invigilator during the Test
Admission Category			
SNAP ID			
SNAP Test 2019 Test Centre Address			
SNAP Test 2019 Seat Number			
Date Of Birth (DD/MM/YYYY)			
Reporting Time	12 Noon	Candidate's Signature	Invigilator's Signature
Instructions to Candidates for the SNAP Test 2019			
<ul style="list-style-type: none">• Take a colour print out of the SNAP Test 2019 Admit Card. Black and White printouts will not be accepted.• Please ensure that you arrive at your assigned Test Centre latest by 12 noon and occupy your assigned seat latest by 13.30 hrs. You will not be allowed to appear for SNAP Test 2019 at any other centre.• Request for change of Test centre will NOT be entertained.• Paste your latest passport size colour photograph on this SNAP Test 2019 Admit Card at the place provided.• You are required to bring an original and valid identity proof along with your SNAP Test 2019 Admit Card to the Test Centre. Any one of the following will be accepted. 1. Voter ID Card 2. Passport 3. Driving License 4. Aadhar Card/ Full Page Printout of E- Aadhar Card letter 5. PAN Card.			

Admit Card is one of the most important documents required to be carried on test day. It is thus, advised that you print a **colour copy** of the Admit card well in advance of your assigned test date (December 15, 2019). **B&W copies of the SNAP Test 2019 Admit Card will not be allowed.**

IMPORTANT: As SNAP TEST 2019 is being conducted in a CBT mode, Test Centre capacities are limited. You are requested to report to the Test Centre assigned to you and mentioned in your Admit Card. **You will not be allowed to appear for SNAP Test 2019 at any other Test Centre.**

Carefully read and adhere to the instructions on the Admit Card which are as follows:

1. **Print a colour copy of the Admit** card on an A4 size paper using a laser printer. Admit Card is valid only if the candidate's photograph is legibly printed.
2. Reach the Test Centre by 12 noon. This will allow sufficient time to complete the registration and biometric data gathering requirements. **No candidate will be allowed inside the Test Centre after 14:10 hours under any circumstances.**
3. The Admit Card is to be submitted for verification at the time of the test. At least one original (not photocopied or scanned) and valid (not expired) Government issued **photo identification card** (such as Driving License, Passport, PAN Card, Voter ID, Aadhaar Card) should also be presented. The candidate's photograph and signature images should be legibly printed and visible on the photo ID card and should match the name on Admit Card. The Photo ID card should not be damaged or smudged.
4. Your Admit card is valid only for the test date and session time as specified.
5. Mobile phones or any other electronic gadgets such as watches, calculators, smart devices of any kind, etc. and paper are **NOT ALLOWED** inside the test centre. There is no facility for safekeeping of your personal belongings outside the test hall and we are not responsible for its loss. Only Admit Card & Original and valid Photo ID Card along with a simple ball point pen will be allowed to be taken inside the exam hall.
6. Friends and relatives accompanying the candidate will not be allowed inside the test centre.
7. Rough sheet(s) will be provided to the candidate for rough work which will have to be returned after the test. Candidate should write his/her name and Entrance Test Seat Number on each rough sheet(s).
8. Candidates are advised to locate their test centre and its accessibility at least a day before the test so that they can reach the centre on time on the day of the test.
9. Candidate needs to make his/her own travel and stay arrangements for attending the test.
10. The admit card is provisional, subject to the condition that the candidate has fulfilled the eligibility conditions like academic qualification, category, Differently Abled status etc. as mentioned in his/her application which is subject to verification in the consecutive stages of the selection process.

Locating your Test Centre & Facilities

Address of your assigned test centre is printed on your SNAP Test 2019 Admit Card. Ensure you allow for sufficient travel time on the day of test. It is advised that you make a trip to your allocated test centre a day or two prior to the test day to familiarise yourself with the location, travel time and traffic conditions.

The test centre will not have any facilities like locker to keep your personal items such as bags, books, wrist watch or mobile phones. These items are not allowed into the exam hall either. Thus, it is advised that you leave personal belongings at home.

There is no provision of waiting room or designated area for friends and relatives who accompany you to the test centre. **Only persons with valid Colour Admit Card along with original and valid Photo Id proof will only be allowed inside the test centre premises.**

Once you enter the exam hall, you will not be allowed to take a bio break (restroom break). Thus it is advised that you locate and use the restrooms well before entering the test hall.

Security and Invigilation

Identity checks will be made upon arrival at the gates of the test centre to ensure that there are no unauthorised candidates and that you are at the right test centre on the right day and time. Please be patient, get in line and await your turn. Co-operate with the authorised personnel and do not create any kind of disturbance. Only paid SNAP TEST 2019 candidates carrying a valid admit card and original and valid photo Id proof will be allowed into the test centre. Friends or relatives who accompany you to the test centre are not allowed to wait in the test centre or be in contact with you while you take the test.

The check-in procedure inside the test hall includes your biometric (image and fingerprint) data capture. This is a security feature which will allow Symbiosis International (Deemed University) to verify your identity in subsequent processes. Any deviation found in this, such candidates will be disqualified from subsequent admission process.

Each workstation in the test hall will be blocked on three sides and should be accessed by only the candidate assigned to the same. Do not exchange your workstation with anyone else. If there is a problem with your workstation, please report it to the invigilator for corrective action. Do not look around at other candidates or their monitors as there will be surveillance cameras that record video. CCTV cameras are installed in all test centres to prevent fraudulent activities. Any suspicious or disruptive behaviour could lead to your test being invalidated by SNAP Test 2019 Test conducting body.

Based on the number of candidates in a test hall, there will be one or more invigilators. SNAP TEST 2019 personnel can be identified by the badges worn by them.

The images below show the colour of the badges worn by SNAP 2018 personnel that will interact with you.



Test Day Sign in Procedure

On the day of the test, ensure that you reach the test centre at the correct time as follows:

Reporting Time	Test Timing
1200 hours (12:00 Noon)	1400 hours to 1600 hours (02:00 pm to 04:00 pm)

Ensure that you carry the following on test day:

- 1) Colour copy of the Admit Card with recent passport size colour photo pasted in the space provided
- 2) A valid Government issued Photo ID Proof in original
- 3) Black / Blue simple ball pen

Candidates will **not be permitted to take the test** if original and valid photo identification and Admit Card is not presented. If your name has been changed due to events such as marriage, you must show the documents such as Marriage Certificate, Divorce Decree, Legal Name Change etc. and submit a notarized photocopy when you appear for the test, interview and at the time of joining a programme.

At the gates of the test centre, SNAP TEST 2019 volunteer will check your photo identification and Admit Card to ensure that you have arrived at the allocated test centre. Beyond this point, friends and relatives who accompany you will not be allowed inside.

On the notice board inside the test centre, you should be able to locate the exam hall (block) assigned to you based on your Entrance Test Seat number given on the Admit Card. Note that the Seat Number is

different from your SNAP ID. There will be direction sign boards that will help you locate the designated exam hall.

Symbiosis National Aptitude Test December 15, 2019				
Test Center Name :- iON Digital Zone Powai				
Shift :- 14:00 to 16:00				
Seat Number			Block	Floor
MUM011001	to	MUM011030	Block A1	1st Floor
MUM011031	to	MUM011060	Block A2	2nd Floor
MUM011061	to	MUM011090	Block B	3rd Floor

This is the name of the test Lab/block assigned for you and floor on which Lab is located. Check in which Lab/block your Seat Number is Mapped.

Once you arrive at your assigned test hall (block), notice board outside the lab will display Seat numbers of all candidates who have been allotted the block. Confirm that your Seat number is present on the sheet. Seating allocation will be denoted as System Number alongside your name. Except for Admit Card, Photo ID card and Pen, no other items or belongings will be allowed inside the block.

Symbiosis National Aptitude Test December 15, 2019		
Test Center Name :- iON Digital Zone Powai		
LAB/Block Name :- Block A1		
MUM011001	Rahul B	C001
MUM011002	Tejas K	C002
MUM011003	Amol K	C003
MUM011004	Sneha K	C004
MUM011005	Krishna H	C005
MUM011006	Shailaja S	C006
MUM011007	Anil G	C007
MUM011008	Prakash T	C008
MUM011009	Pooja G	C009
MUM011010	Manish V	C010

This is the name of the test lab assigned for all candidates mentioned in the sheet. Check your Seat Number, Name and System Number.

This is the system number of terminal or compute in the lab assigned to you.

Inside the block, an invigilator will check your Admit Card and Photo ID card. **Post which, you will be instructed to give your biometric information such as left thumb impression and facial photograph. Sign the attendance register and proceed to your terminal as per the system number. At your designated terminal you will see your photograph, Name and Seat number on the screen. Do not touch the keyboard. Stay seated for further instructions.** In case, you do not see your particulars, highlight it to the invigilator. You will be asked to produce Admit Card again later during the test when the invigilator will put verified stamp on Admit Card. Post verification stamping admit card will be returned back to you which has to be maintained for further admission processes of SIU.

SYMBIOSIS INTERNATIONAL (DEEMED UNIVERSITY)

System Name : **C001**
 Contact invigilator if the Name and Photograph displayed on the screen is not yours

Candidate Name : **John Smith**

Subject:- **Symbiosis National Aptitude Test 2019**

Your photograph appears here during Exam

Login


Once you have signed in at the exam hall and are seated at your terminal, you will not be allowed to go out. If the candidate needs to leave the lab for any reason, he/she will not be allowed to re-enter. The lab door will closed 10 minutes after the start of the test. Rough sheets will be distributed to each candidate. These are to be returned to the invigilator and not to be carried outside.

The invigilator will read out instructions twenty minutes before the test. Kindly listen attentively. Ten minutes before the test (i.e. at 1350 hours, invigilator will request all candidates to sign in at their terminals. The candidate needs to enter only his/her password. The password details will be instructed by the invigilator. Candidate will have to use the virtual keyboard to enter the password.

Candidate can view his/her profile information and click on *I Confirm* to proceed.

Profile Information

Roll No : 11121001
Name : Akshay T
Subject : Symbiosis National Aptitude Test 2019
Contact No : 9000000000



Next, the candidate will be presented with instructions on screen elements and how to navigate on the screen from one question to another. Clicking *Next*, the candidate can read SNAP TEST 2019 test specific instructions as mentioned in the following image.

Symbiosis National Aptitude Test 2019

Other Important Instructions

SNAP 2019: Instructions

Test Structure

Section	Normal Questions	Marks Per Correct Answer	Special Questions	Marks Per Correct Answer	Total Questions	Total Marks
General English	34	1.5	0	0	34	51
Analytical & Logical Reasoning	36	1.5	0	0	36	54
Quantitative, Data Interpretation & Data Sufficiency	35	1	5	2	40	45
Total	105		5		110	150

1. You have two full hours to attempt 110 questions given in this Test. You can navigate through any question and any section as per your choice. This will help you in checking and modifying the answers, if required so.
2. There will be 25 % negative marking for wrong answers marked by you.
3. You will be responsible for the selection of options given in sections and questions in the Test.

I have read and understood the instructions. All computer hardware allotted to me are in proper working condition. I declare that I am not in possession of / not wearing / not carrying any prohibited gadget like mobile phone, bluetooth devices etc. / any prohibited material with me into the Examination Hall. I agree that in case of not adhering to the instructions, I shall be liable to be debarred from this Test and/or to disciplinary action, which may include ban from future Tests / Examinations

[Previous](#)

[I am ready to begin](#)



John Smith

Finally, wait for the invigilator to signal start of test at the designated time. The “I am ready to begin” link will be enabled. Click the link to proceed to take the test. At no point during the test, the candidate should touch the keyboard. Doing so will lock the terminal. All answer choices should be made using the mouse.

During the test, you may use the rough sheets to do your calculations. Kindly return the same to the invigilator before you leave the lab. Ensure that you have written your name and SNAP ID on all the rough sheets. Any attempt to take away the rough sheets out of the lab will be considered as disruptive behaviour and liable for disqualification.

Test Duration and Pattern

The test duration is for a total time of 2 hours (120 minutes). Only eligible Differently Abled Candidates (with/without scribe requirements) will be allowed extra 40 minutes. All candidates will start the test at the same time when the invigilator signals to start. Candidates have to attempt test for at least 45 minutes, after that they can SUBMIT their test and leave the test hall without disturbing other candidates. The *Submit* button will be enabled after 45 minutes from the start of test (i.e. at 1445 hours).

The medium of the test is in English language only for all candidates. The test has 110 multiple choice questions across four sections. These are:

Section	Normal Questions	Marks Per Correct Answer	Special Questions	Marks Per Correct Answer	Total Questions	Total Marks
General English	34	1.5	0	0	34	51
Analytical & Logical Reasoning	36	1.5	0	0	36	54
Quantitative, Data Interpretation & Data Sufficiency	35	1	5	2	40	45
Total	105		5		110	150

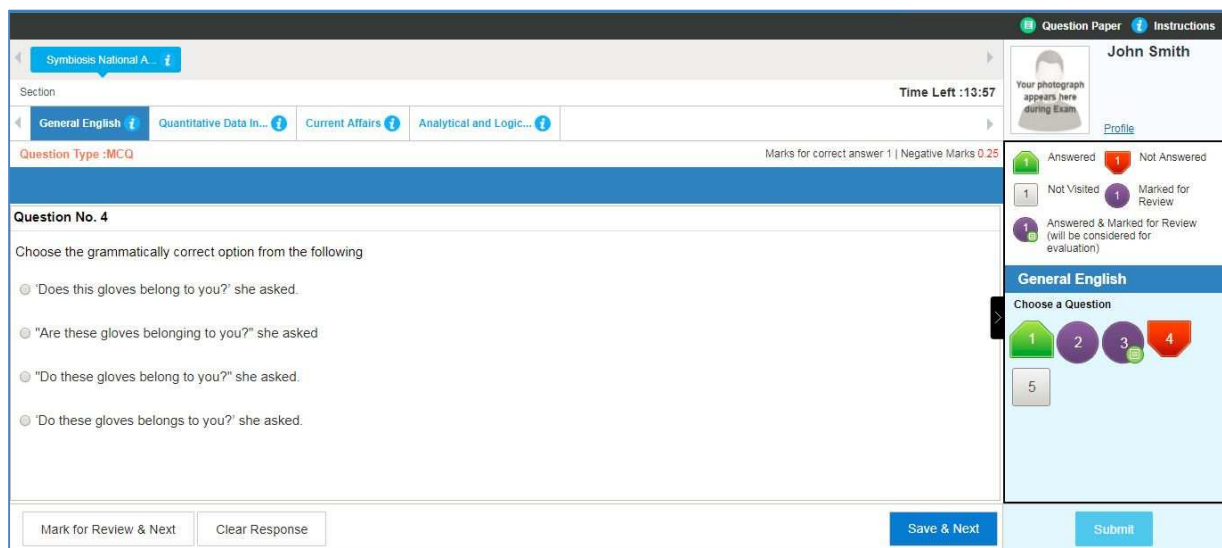
- SNAP Test is an objective test. Each question has 4 responses (Only for Normal Questions). Candidate should choose an appropriate response.
- **Each wrong answer attracts 25% negative marks for Normal Questions and for Special Questions also.**
- **For special questions in Quantitative, Data Interpretation & Data Sufficiency section will have blanks where answers will have to be entered by the candidate by using the virtual keyboard.** For example, if question is “What is the value of π up to three decimal places?” The candidate needs to enter the answer as 3.142 by using the virtual keyboard.

Candidates may attempt any sections in any order. Candidates can also toggle between sections to attempt questions. An on-screen timer will mark remaining minutes for the test. Each incorrect answer will attract 25% negative marks. There is no deduction of marks for unanswered questions.

The *Question Palette* panel on the right-hand side will display the status of your questions in five colours that indicate the following:

- 1 You have not visited the question yet.
- 2 You have not answered the question.
- 3 You have answered the question.
- 4 You have NOT answered the question, but have marked the question for review.
- 5 The question(s) "Answered and Marked for Review" will be considered for evaluation.

The Marked for Review status for a question simply indicates that you would like to look at that question again.



* This is a sample image.

Post marking your selected option while answering a question; click one of the following to proceed:

- **Save & Next:** Saves your answer and moves to the next question.
- **Clear Response:** Clears the already selected answer option for the given question only.
- **Mark for Review & Next:** Marks your question in Violet for review so that you can return later to confirm your answer selection. You will also be prompted at the time of submitting the test, those questions that are marked for review.

You can also view other details related to the test on the right panel of the screen such as:

- **Question Paper:** You can view all the questions in the test.
- **Profile:** You can view your profile information.
- **Instructions:** You can view the test related instructions.
- **Submit:** Allows you to do the final submission of your test.

When you click on the Submit button, the system will prompt you to confirm if you indeed want to submit your paper. The system will also display a summary of the status of the questions attempted by you. **NOTE: Once you click submit and exit the test, you cannot login again.**

Symbiosis International (Deemed University) SNAP 2019					
Exam Summary					
Section Name	No of Questions	Answered	Not Answered	Marked for Review	Not Visited
General English	34	25	6	3	0
Analytical & Logical Reasoning	36	27	3	6	0
Quantitative, Data Interpretation & Data Sufficiency	40	32	4	4	0
Total	110	84	13	13	0

* **This is a sample image. Actual summary may differ**

Once you have submitted your test, the system will present you with a candidate feedback form. It is mandatory for all candidates to respond to this survey to ensure improvement in candidate experience in the future.

Seeking Assistance & Contingency Planning

For any issues during the test, raise your hand to notify the invigilator. Stay seated and explain the issue to the invigilator who approaches you. Under no circumstance, should you move from your seat until submission of test or instructed by the invigilator.

If there is an issue with your terminal, lab technicians stationed in the centre will be called for assistance. Your timer will automatically be reset to accommodate lost time. Each test centre has some terminals to account for emergencies. Candidate will be advised and instructed under such scenarios. Additionally, every centre is audited and protected against power outages by ensuring uninterrupted power supply (UPS) and generators on the premise.

SNAP Test 2019 Candidate Help Desk

The FAQs, online guides and website updates are designed to enable self-service. You are requested to use these tools which can help answer most of your queries. In case you still require clarity, the SNAP Candidate Helpdesk is available by phone,

@ 020-28116226 / 27 for General queries

@18001231454 (Toll-free) for General queries.

@ 044-40492210/11/23742161 for Technical queries

We wish you all the best!