

SNAP TEST 2020 - TEST DAY GUIDE

Overview

SNAP Test 2020 will be conducted in a Computer Based Test (CBT) mode, simultaneously, across 94 cities in India. SNAP Test 2020 will be held between 1100 hours and 1200 hours on below dates

Sunday, December 20, 2020, Wednesday, January 6, 2021 and Saturday, January 9, 2021.


The Test Day guide details all the information a SNAP Test 2020 paid candidate will require on the day of the test.

PLEASE READ THIS DOCUMENT CAREFULLY

Test Day details on Admit Card

Candidates who have paid their SNAP registration fee will be able to download their Admit Card by accessing their login on SNAP Website. Your respective details will be available on the Admit Card.

Admit card is available to view, download and print for all paid candidates. Log in by clicking on the Admit Card link SNAP Website <https://www.snaptest.org>. It is advised that you immediately view and verify all the details on the Admit Card when published.

 ॥वसुधैव कुटुम्बकम्॥				SYMBIOSIS INTERNATIONAL (DEEMED UNIVERSITY) (Established under section 3 of the UGC Act, 1956 vide notification No. F9-12/2001-U3 Govt. of India) Re-Accredited by NAAC with 'A' grade. (3.58/4). Awarded Category - I by UGC			
SNAP Test 2020 Admit Card				Date: December 20, 2020 (Sunday)			
Time: 11.00 hrs to 12.00 hrs.							
Candidate Name							
Admission Category							
SNAP ID							
SNAP Test (20 Dec 2020) Test Centre Address							Paste your latest passport size colour photograph in this space. It will be stamped by the Invigilator during the Test.
SNAP Test (20 Dec 2020) Seat Number							
Date of Birth (DD/MM/YYYY)							
						Candidate's Signature	Invigilator's Signature
Instructions to Candidates for the SNAP Test 2020							
<ul style="list-style-type: none">■ Take a colour print out of the SNAP Test 2020 Admit Card. Black and White printouts will not be accepted.■ Please ensure that you arrive at your assigned Test Centre latest by 09:00 hours and occupy your assigned seat latest by 10:30 hours. You will not be allowed to appear for SNAP Test 2020 at any other centre.■ Request for change of Test centre will NOT be entertained.■ Paste your latest passport size colour photograph on this SNAP Test 2020 Admit Card at the place provided.							

Your Admit Card is one of the most important documents required to be carried on test day. It is thus, advised that you print a **colour copy** of the Admit card well in advance of your assigned test date. **B&W copies of the SNAP Test 2020 Admit Card will not be allowed.**

IMPORTANT: As SNAP TEST 2020 is being conducted in a CBT mode, Test Centre capacities are limited. You are requested to report to the Test Centre assigned to you and mentioned in your Admit Card. **You will not be allowed to appear for SNAP Test 2020 at any other Test Centre.**

Carefully read and adhere to the instructions on the Admit Card:

1. **Take a colour print out of the SNAP Test 2020 Admit Card.** Black and White printouts will not be accepted.
2. Please ensure that you arrive at your assigned Test Centre latest by 0900 hours and occupy your assigned seat latest by 1030 hours. You will not be allowed to appear for SNAP Test 2020 at any other centre.
3. Request for change of Test centre will NOT be entertained.
4. Paste your latest passport size colour photograph on this SNAP Test 2020 Admit Card at the place provided.
5. You are required to bring an original and valid identity proof along with your SNAP Test 2020 Admit Card to the Test Centre. Any one of the following will be accepted.
 1. Voter ID Card
 2. Passport
 3. Driving License
 4. Aadhar Card/ Full Page Printout of E- Aadhar Card letter
 5. PAN Card.
6. Please ensure that this SNAP Test 2020 Admit Card is stamped by the invigilator at the Test Centre when you appear for the SNAP Test 2020.
7. As part of Identification process your photograph will be captured at the test centre. Please read the Instructions related to Covid 19 carefully and adhere to the same.
8. Please preserve this SNAP Test 2020 Admit Card for any future selection/admission processes at Symbiosis International Deemed University. If the Admit card is lost, no duplicate Admit card will be issued.
9. Laptops, Cell phones, Cameras, Calculators, Beepers or any similar electronic gadgets, Digital Diaries or any pieces of paper are not allowed inside the test centre.
10. Once the SNAP Test 2020 starts, you will not be allowed to leave the Computer Lab/ Test Hall for any reason. Once you leave the Computer Lab/ Test Hall, you will not be allowed to re-enter the Computer Lab/ Test Hall.
11. Candidates found violating the instructions of the test Invigilator will be disqualified.
12. The medium of the test is English.
13. There is no facility for safekeeping of candidates' personal belongings inside the Test Centre and the Symbiosis International (Deemed University) is not responsible for its damage or loss, if any.
14. It is advisable that candidates familiarize themselves with the location of the SNAP Test 2020 test centre in advance so that they do not experience any difficulty to reach the same on the day of SNAP Test 2020.
15. Any attempt to impersonate or indulge in any malpractice, identified at any stage of the

admission process would disqualify the candidate from the admission processes of Symbiosis International (Deemed University) and may also lead to appropriate legal action as deemed fit.

16. In all matters concerning SNAP Test 2020, Symbiosis International (Deemed University's) decision will be final and binding on the candidates. All disputes will be subject to the legal jurisdiction of Pune City only.

Important Instructions Related to Covid-19

1. Candidates must maintain social distancing norms starting from point of entry in the test centre till his/her exit from the test centre.
2. Candidates must bring their own Mask, Gloves, personal hand sanitizer (50ml), transparent water Bottle, a simple pen, and the SNAP test related documents (Admit Card, ID Card etc.). No other items will be permitted inside the test centre.
3. Candidates showing COVID symptoms WILL NOT be allowed entry into the test centre.
4. In order to maintain social distancing, candidates are advised not to have parents / acquaintances accompany them.
5. Temperature of candidates will be checked at the entry of the test centre via a Thermo Gun. Only those candidates will be allowed inside the test centre whose temperature is within the acceptability limits as approved by competent authorities.
6. Mapping of 'Candidate Roll Number and the Lab Number' will NOT be displayed outside the test centre, but the same will be provided to the candidates individually at the time of entry of the candidate to the test centre post their Admit Card and ID verification.
7. Candidates need to follow directions given by representatives & need to stand in the circles drawn at the entry points.
8. At the registration desk, candidates will be directed to sanitize his / her hands using provided sanitizer. Photograph will be captured during the registration process.
9. Candidates will be under surveillance coverage throughout the SNAP test procedure.

Locating your Test Centre & Facilities

Address of your assigned test centre is printed on your SNAP Test 2020 Admit Card. Ensure you allow for sufficient travel time on the day of test. It is advised that you make a trip to your allocated test centre a day or two prior to the test day to familiarise yourself with the location, travel time and traffic conditions.

The test centre will not have any facilities like locker to keep your personal items such as bags, books, wristwatch, or mobile phones. These items are not allowed into the test hall either. Thus, it is advised that you leave personal belongings at home.

There is no provision of waiting room or designated area for friends and relatives who accompany you to the test centre. **Only persons with valid Colour Admit Card along with original and valid Photo Id proof will only be allowed inside the test centre premises.**

Once you enter the test hall, you will not be allowed to take a bio break (restroom break). Thus, it is advised that you locate and use the restrooms well before entering the test hall.

Security and Invigilation

Identity checks will be made upon arrival at the gates of the test centre to ensure that there are no unauthorised candidates and that you are at the right test centre on the right day and time. Please be patient, get in line and await your turn. Co-operate with the authorised personnel and do not create any kind of disturbance. Only paid SNAP TEST 2020 candidates carrying a valid admit card and original and valid photo Id proof will be allowed into the test centre. Friends or relatives who accompany you to the test centre are not allowed to wait in the test centre or be in contact with you while you take the test.

The check-in procedure inside the test hall includes your biometric (image and fingerprint) data capture. This is a security feature which will allow Symbiosis International (Deemed University) to verify your identity in subsequent processes. Any deviation found in this; such candidates will be disqualified from subsequent admission process.

Each workstation in the test hall will be blocked on three sides and should be accessed by only the candidate assigned to the same. Do not exchange your workstation with anyone else. If there is a problem with your workstation, please report it to the invigilator for corrective action. Do not look around at other candidates or their monitors as there will be surveillance cameras that record video. CCTV cameras are installed in all test centres to prevent fraudulent activities. Any suspicious or disruptive behaviour could lead to your test being invalidated by SNAP Test 2020 Test conducting body.

Based on the number of candidates in a test hall, there will be one or more invigilators. SNAP TEST 2020 personnel can be identified by the badges worn by them.

The images below show the colour of the badges worn by SNAP 2020 personnel that will interact with you.



Test Day Sign in Procedure

On the day of the test, ensure that you reach the test centre at the correct time as follows:

Reporting Time	Test Timing
0900 hours (09:00 am)	1100 hours to 1200 hours (11:00 am to 12:00 pm)

Ensure that you carry the ONLY the following on test day:

- 1) Colour copy of the Admit Card with recent passport size colour photo pasted in the space provided
- 2) A valid Government issued Photo ID Proof in original
- 3) Black / Blue simple ball pen
- 4) Mask
- 5) Gloves
- 6) Sanitizer (50 ml)
- 7) Small transparent water bottle

Candidates will **not be permitted to take the test** if original and valid photo identification and Admit Card are not presented. If your name has been changed due to events such as marriage, you must show the documents such as Marriage Certificate, Divorce Decree, Legal Name Change etc. and submit a notarized photocopy when you appear for the test, interview and at the time of joining a programme.

At the gates of the test centre, SNAP TEST 2020 volunteer will check your photo identification and Admit Card to ensure that you have arrived at the allocated test centre. Beyond this point, friends and relatives who accompany you will not be allowed inside.

At the entrance, Barcode present on your Admit card will be scanned by Volunteer and respective LAB allocated to you will be informed. To avoid crowding, ensure you reach in time and maintain proper distance with other candidates


Once you arrive at your assigned test hall (block), notice board outside the lab will display Seat numbers of all candidates who have been allotted the block. Confirm that your Seat number is present on the sheet. Seating allocation will be denoted as System Number alongside your name. **Except for Admit Card, Photo ID card and Pen, no other items or belongings will be allowed inside the block.**

Symbiosis National Aptitude Test 2020		
Test Center Name :- iON Digital Zone Powai		
LAB/Block Name :- Block A1		
MUM011001	Rahul B	C001
MUM011002	Tejas K	C002
MUM011003	Amol K	C003
MUM011004	Sneha K	C004
MUM011005	Krishna H	C005
MUM011006	Shailaja S	C006
MUM011007	Anil G	C007
MUM011008	Prakash T	C008
MUM011009	Pooja G	C009
MUM011010	Manish V	C010

This is the name of the test lab assigned for all candidates mentioned in the sheet. Check your Seat Number, Name and System Number.

This is the system number of terminal or compute in the lab assigned to you.

Inside the block, an invigilator will check your Admit Card and Photo ID card. **Post which, you will be instructed to give your facial photograph as part of biometric information.** Sign the attendance register and proceed to your terminal as per the system number. At your designated terminal you will see your photograph, Name and Seat number on the screen. Do not touch the keyboard. Stay seated for further instructions. In case, you do not see your particulars, highlight it to the invigilator. You will be asked to produce Admit Card again later during the test when the invigilator will put verified stamp on Admit Card. Post verification stamping admit card will be returned to you which has to be maintained for further admission processes of SIU.


SYMBIOSIS INTERNATIONAL (DEEMED UNIVERSITY)


System Name :

C001

Contact invigilator if the Name and Photograph displayed on the screen is not yours

Candidate Name :

John Smith



Your photograph appears here during Exam

Subject:- Symbiosis National Aptitude Test

Login

👤

🗂️

🔒

🗂️

Sign In

Once you have signed in at the test hall and are seated at your terminal, you will not be allowed to go out. If the candidate needs to leave the lab for any reason, he/she will not be allowed to re-enter. The lab door will be closed after the start of the test. Rough sheets will be distributed to each candidate. These are to be returned to the invigilator and not to be carried outside.

The invigilator will read out instructions twenty minutes before the test. Kindly listen attentively. Ten minutes before the test (i.e., at 1050 hours, invigilator will request all candidates to sign in at their terminals. The candidate needs to enter only his/her password. The password details will be instructed by the invigilator. Candidate will have to use the virtual keyboard to enter the password.

Candidate can view his/her profile information and click on *I Confirm* to proceed.

Profile Information

Roll No : 11121001
Name : Akshay T
Subject : Symbiosis National
Aptitude Test
Contact No : 9000000000

I Confirm
I Deny

Next, the candidate will be presented with instructions on screen elements and how to navigate on the screen from one question to another. Clicking *Next*, the candidate can read SNAP TEST 2020 test specific instructions as mentioned in the following image.

Symbiosis National Aptitude Test

Other Important Instructions

SNAP 2020: Instructions

Test Structure

Section	Total Questions	Marks Per Correct Answer	Total Marks
General English	15	1	15
Analytical & Logical Reasoning	25	1	25
Quantitative, Data Interpretation & Data Sufficiency	20	1	20
Total	60		60

1. You have one hour to attempt 60 questions given in this Test. You can navigate through any question and any section as per your choice. This will help you in checking and modifying the answers, if required so.
2. **Each wrong answer attracts 25 % negative marks which is applicable to Normal questions as well as Special questions.**
3. **The questions will be displayed on the screen one at a time. We advise you not to spend too much time on any specific question.**

I have read and understood the instructions. All computer hardware allotted to me are in proper working condition. I declare that I am not in possession of / not wearing / not carrying any prohibited gadget like mobile phone, bluetooth devices etc. (any prohibited material with me into the Examination Hall) I agree that in case of not adhering to the instructions, I shall be liable to be debarred from this Test and/or to disciplinary action, which may include ban from future Tests / Examinations

< Previous
I am ready to begin

John Smith

Finally, wait for the invigilator to signal start of test at the designated time. The “I am ready to begin” link will be enabled. Click the link to proceed to take the test. At no point during the test, the candidate should touch the keyboard. Doing so will lock the terminal. All answer choices should be made using the mouse.

During the test, you may use the rough sheets to do your calculations. Kindly return the same to the invigilator before you leave the lab. Ensure that you have written your name and SNAP ID on all the rough sheets. Any attempt to take away the rough sheets out of the lab will be considered as disruptive behaviour and liable for disqualification.

Test Duration and Pattern

The test duration is for a total time of 1 hour (60 minutes). Only eligible Differently Abled Candidates (with/without scribe requirements) will be allowed extra 20 minutes. All candidates will start the test at the same time when the invigilator signals to start. **Test will be submitted automatically after 60 minutes.** Candidate can check test time left for Submit on right top corner of the screen.






The medium of the test is in English language only for all candidates. The test has 60 multiple choice questions across three sections. These are:

Section	Total Questions	Marks Per Correct Answer	Total Marks
General English	15	1	15
Analytical & Logical Reasoning	25	1	25
Quantitative, Data Interpretation & Data Sufficiency	20	1	20
Total	60		60

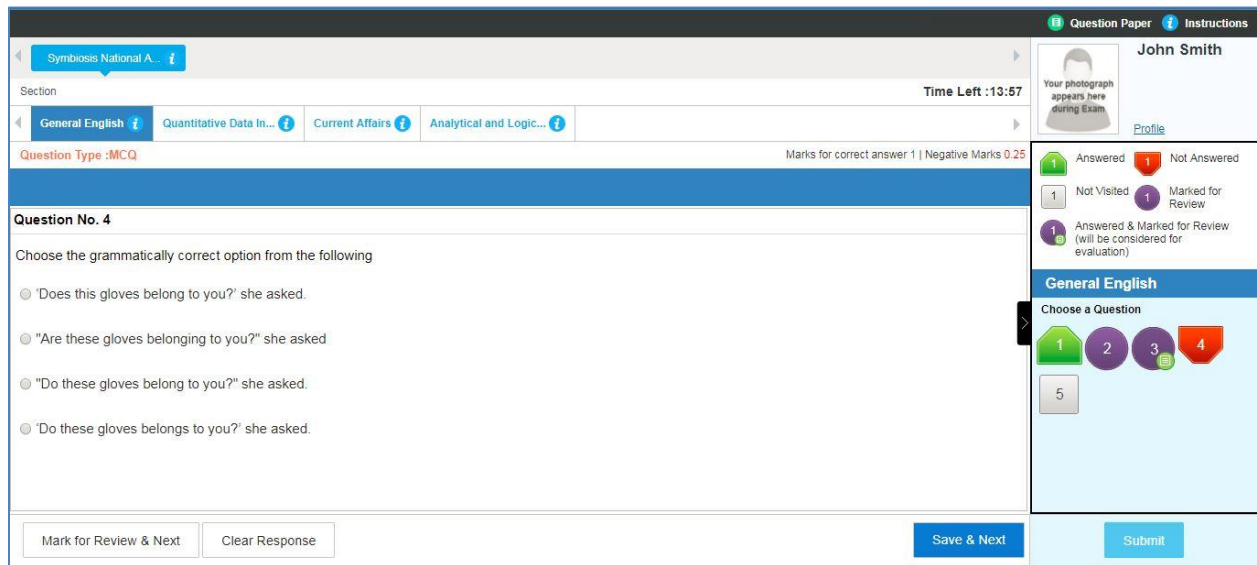
- SNAP Test is an objective test. Each question has 4 responses. Candidate should choose an appropriate response.
- **Each wrong answer attracts 25% negative marks.**

Candidates may attempt any sections in any order. Candidates can also toggle between sections to attempt questions. An on-screen timer will mark remaining minutes for the test. Each incorrect answer will attract 25% negative marks. There is no deduction of marks for unanswered questions.

The *Question Palette* panel on the right-hand side will display the status of your questions in five colours that indicate the following:

-  You have not visited the question yet.
-  You have not answered the question.
-  You have answered the question.
-  You have NOT answered the question, but have marked the question for review.
-  The question(s) "Answered and Marked for Review" will be considered for evaluation.

The Marked for Review status for a question simply indicates that you would like to look at that question again.



* **This is a sample image.**

Post marking your selected option while answering a question; click one of the following to proceed:

- **Save & Next:** Saves your answer and moves to the next question.
- **Clear Response:** Clears the already selected answer option for the given question only.
- **Mark for Review & Next:** Marks your question in Violet for review so that you can return later to confirm your answer selection. You will also be prompted at the time of submitting the test, those questions that are marked for review.

You can also view other details related to the test on the right panel of the screen such as:

- **Question Paper:** You can view all the questions in the test.
- **Profile:** You can view your profile information.
- **Instructions:** You can view the test related instructions.
- **Submit:** Allows you to do the final submission of your test only entire test duration is completed.

NOTE: Once your test is completed, you cannot login again.

Once you have submitted your test, the system will present you with a candidate feedback form. It is mandatory for all candidates to respond to this survey to ensure improvement in candidate experience in the future.

Seeking Assistance & Contingency Planning

For any issues during the test, raise your hand to notify the invigilator. Stay seated and explain the issue to the invigilator who approaches you. Under no circumstance, should you move from your seat until submission of test or instructed by the invigilator.

If there is an issue with your terminal, lab technicians stationed in the centre will be called for assistance. Your timer will automatically be reset to accommodate lost time. Each test centre has some terminals to account for emergencies. Candidate will be advised and instructed under such scenarios. Additionally, every centre is audited and protected against power outages by ensuring uninterrupted power supply (UPS) and generators on the premise.

SNAP Test 2020 Candidate Help Desk

The FAQs, online guides and website updates are designed to enable self-service. You are requested to use these tools which can help answer most of your queries. In case you still require clarity, the SNAP Candidate Helpdesk is available by phone,

@ 020-28116226 / 27 for General queries

@ 18001231454 (Toll-free) for General queries.

@ 044-40492210/11/26182161 for Technical queries

We wish you all the best!